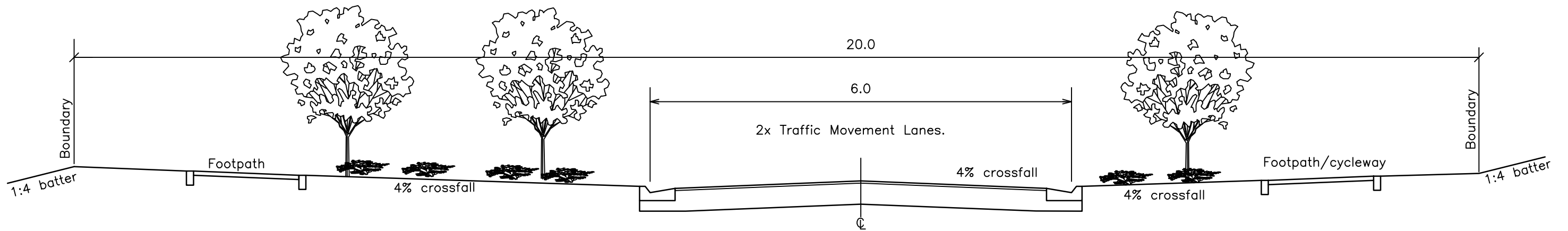


Street landscaping will be generally in accordance with Council's Policies and Landscape Architect's design drawings.



**PATERSONPITTSGROUP**  
 Surveying • Planning • Engineering  
 Your Land Professionals  
 www.ppgroup.co.nz  
 0800 PPGROUP

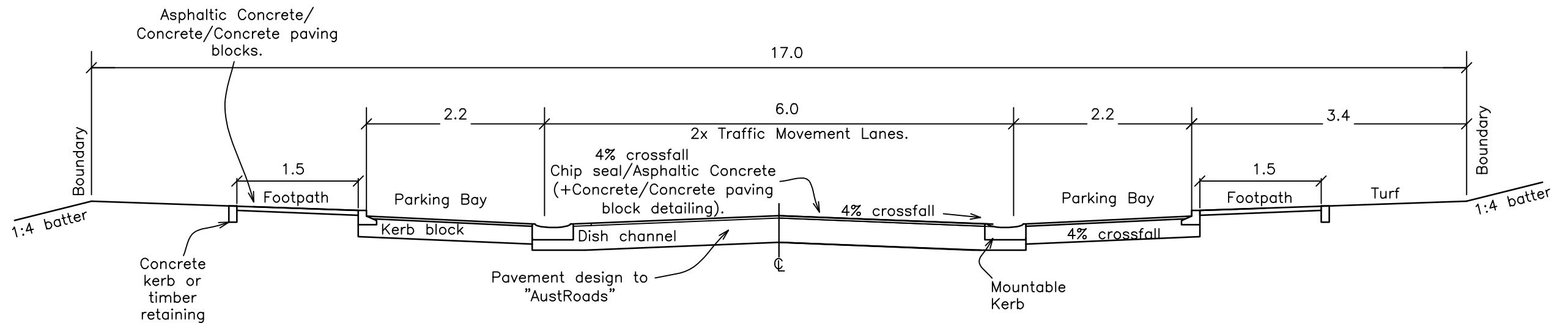
**CROMWELL BRANCH**  
 30 The Mall.  
 or  
 PO Box 84,  
 Cromwell 9342.  
 T 03 445 1826  
 E cromwell@ppgroup.co.nz

Client/Location:  
**Wooring Tree Property Development  
 Limited Partnership**

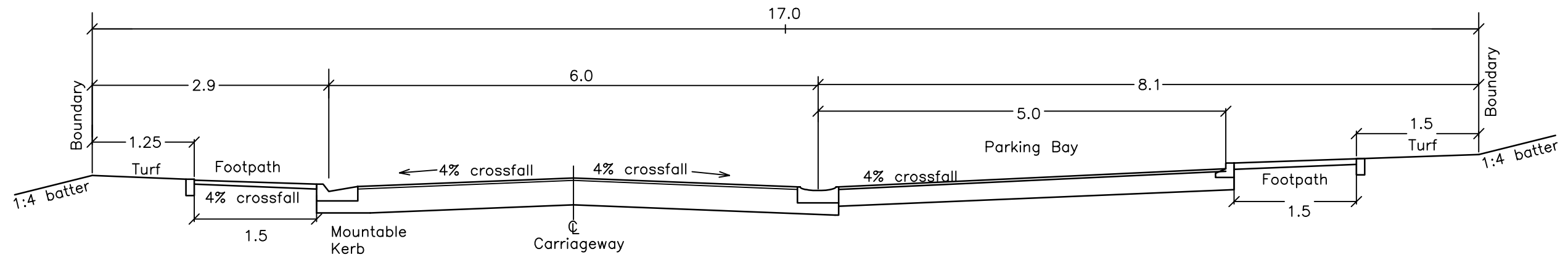
Purpose/Drawing Title:  
**Road Typology  
 20m Road**

© COPYRIGHT. This drawing, content and design remains the property of Paterson Pitts Partners Limited and may not be reproduced in part or full or altered without the written permission of Paterson Pitts Partners Limited. This drawing and its content shall only be used for the purpose for which it is intended. No liability shall be accepted by Paterson Pitts Partners Limited for its unauthorized use.

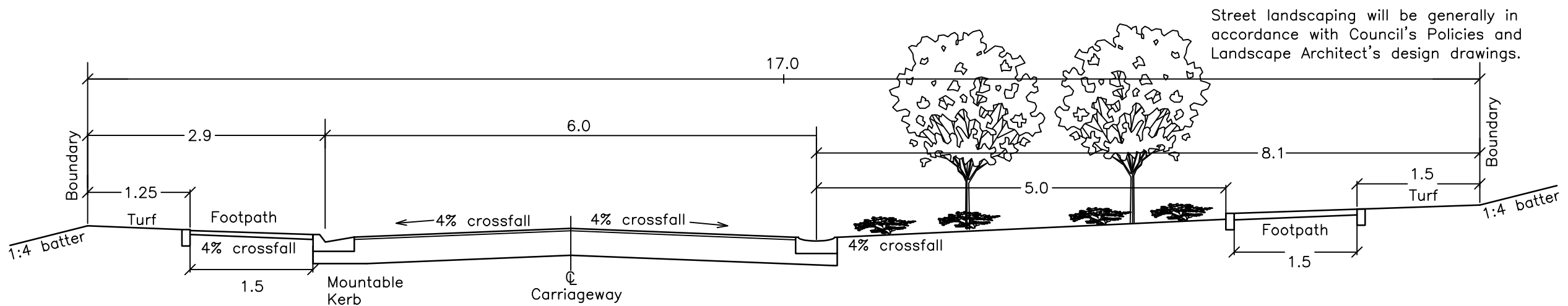
Surveyed by:		Original Size:	A3	Scale:	N. T. S
Designed by:					
Drawn by:	KWG				
Checked by:	PD				
Approved by:	MG	Sheet 1 of 4		<b>DO NOT SCALE</b>	
Job Ref:	C2655_PLAN	Sheet No:	6	Revision No:	A
				Date Created:	11/02/2021



Cross-Section Parallel Parking Bays



Cross-Section Perpendicular Parking Bay



Cross-Section No Parking Bays

Street landscaping will be generally in accordance with Council's Policies and Landscape Architect's design drawings.

**PATERSONPITTSGROUP**  
 Surveying • Planning • Engineering  
 Your Land Professionals  
 www.ppgroup.co.nz  
 0800 PPGROUP

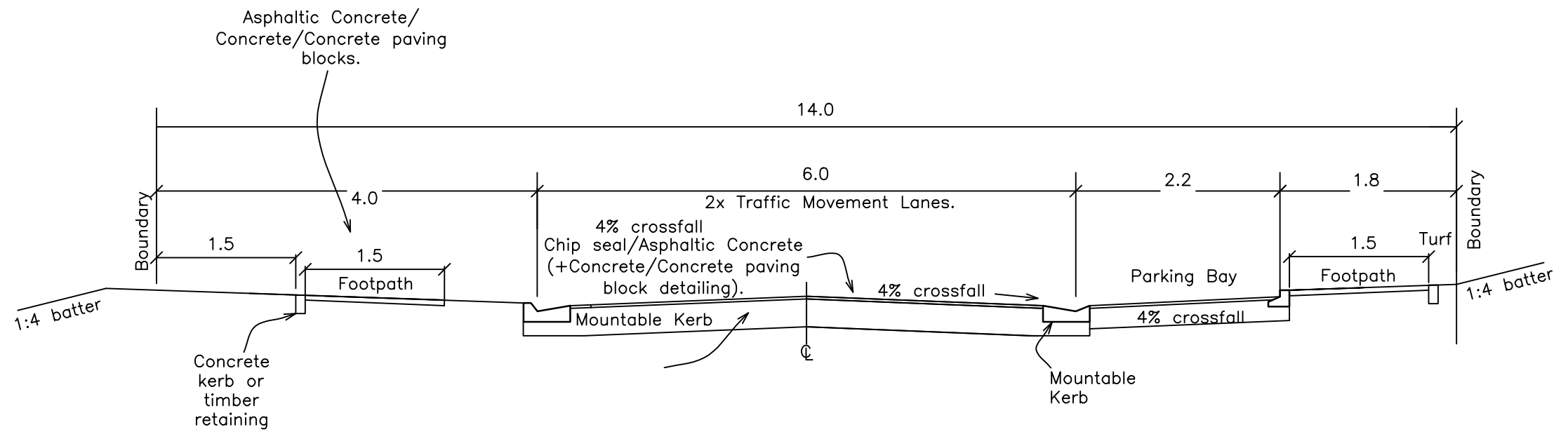
**CROMWELL BRANCH**  
 30 The Mall.  
 or  
 PO Box 84,  
 Cromwell 9342.  
 T 03 445 1826  
 E cromwell@ppgroup.co.nz

Client/Location:  
**Woioing Tree Property Development Limited Partnership**

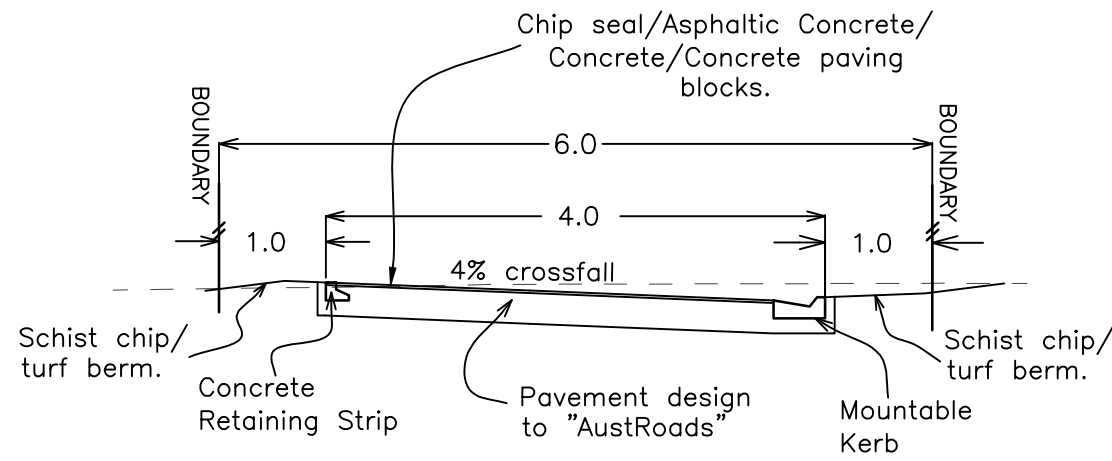
Purpose/Drawing Title:  
**Road Typology  
 17m Road**

© COPYRIGHT. This drawing, content and design remains the property of Paterson Pitts Partners Limited and may not be reproduced in part or full or altered without the written permission of Paterson Pitts Partners Limited. This drawing and its content shall only be used for the purpose for which it is intended. No liability shall be accepted by Paterson Pitts Partners Limited for its unauthorized use.

Surveyed by:		Original Size:	A3	Scale:	N. T. S
Designed by:					
Drawn by:	KWG				
Checked by:	PD				
Approved by:	MG	Sheet 2 of 4		<b>DO NOT SCALE</b>	
Job Ref:	C2655_PLAN	Sheet No:	6	Revision No:	A
				Date Created:	11/02/2021

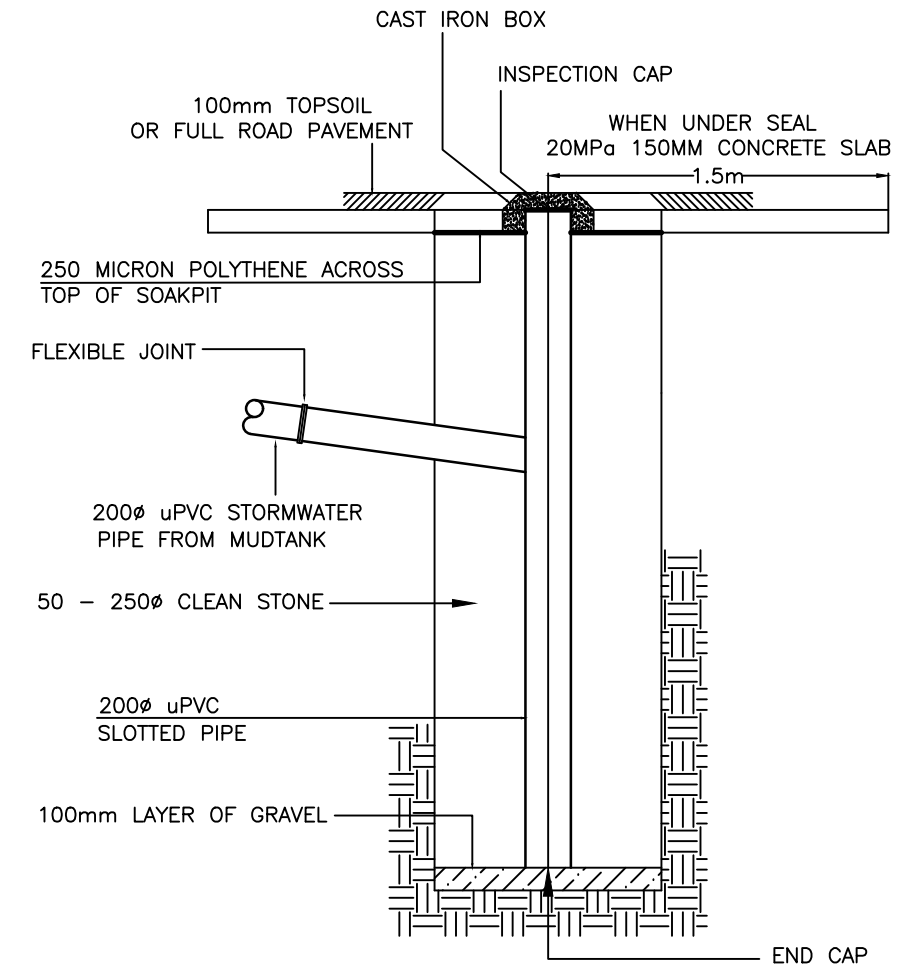


Cross-Section Private Road

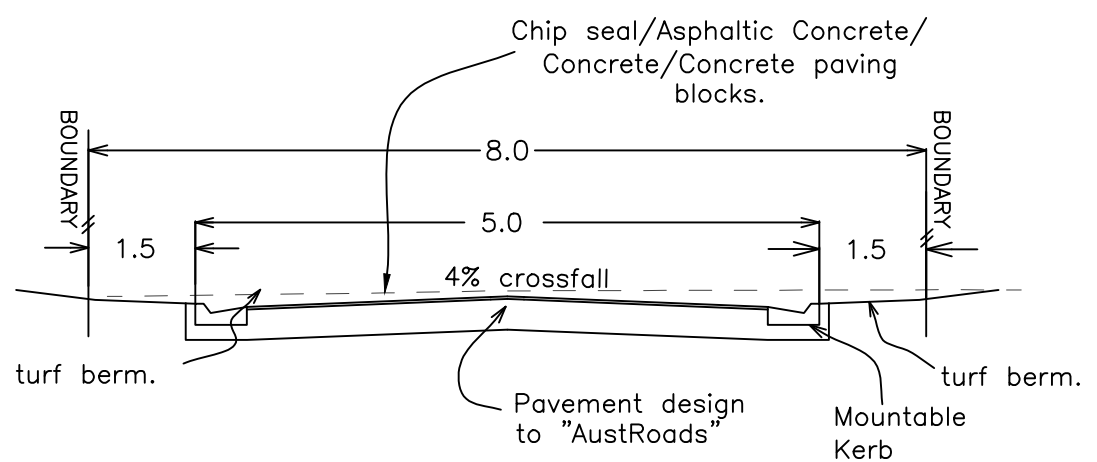


Typical Section Joint ROW

(not to scale)



CAULDWELL SOAKPIT DETAIL



Typical Section Accessway

(not to scale)

**PATERSONPITTSGROUP**  
Surveying • Planning • Engineering  
Your Land Professionals  
www.ppgroup.co.nz  
0800 PPGROUP

**CROMWELL BRANCH**  
30 The Mall.  
or  
PO Box 84,  
Cromwell 9342.  
T 03 445 1826  
E cromwell@ppgroup.co.nz

Client/Location:  
**Wooring Tree Property Development  
Limited Partnership**

Purpose/Drawing Title:  
**Road Typology  
ROW & Cauldwell Soak Pitt**

© COPYRIGHT. This drawing, content and design remains the property of Paterson Pitts Partners Limited and may not be reproduced in part or full or altered without the written permission of Paterson Pitts Partners Limited. This drawing and its content shall only be used for the purpose for which it is intended. No liability shall be accepted by Paterson Pitts Partners Limited for its unauthorized use.

Surveyed by:		Original Size:	A3	Scale:	N. T. S
Designed by:					
Drawn by:	KWG				
Checked by:	PD				
Approved by:	MG	Sheet 4 of 4			<b>DO NOT SCALE</b>
Job Ref:	<b>C2655_PLAN</b>	Sheet No:	6	Revision No:	A
		Date Created:			11/02/2021